SCMD4D10C

SMD POWER INDUCTORS

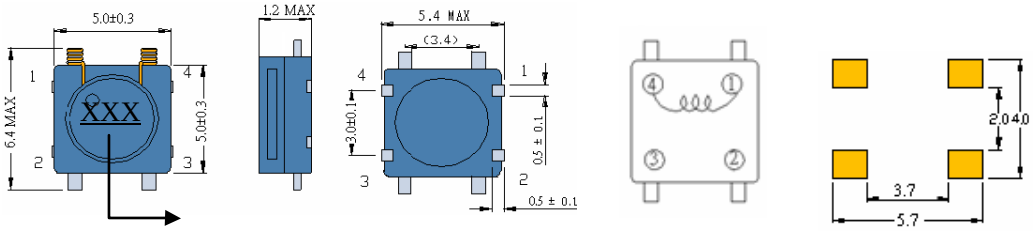

● Features
1. Magnetically shielded construction – Low EMI
2 Excellent Power Density
3 Engineered to Provide High Efficiency
4 Low Profile

ELECTRICAL CHARACTERISTICS

Part Number	Inductance (uH) (1)	Test Frequency	DC Resistance (Ω MAX) (2)	Saturation Current (3) (A)	Temperature Current (4) (A)
SCMD4D10C-3R3	3.3	100KHZ	0.20	1.37	1.16
SCMD4D10C-4R7	4.7	100KHZ	0.28	1.12	0.96
SCMD4D10C-6R8	6.8	100KHZ	0.38	1.10	0.80
SCMD4D10C-100	10	100KHZ	0.60	0.82	0.64
SCMD4D10C-150	15	100KHZ	0.90	0.67	0.50
SCMD4D10C-220	22	100KHZ	1.30	0.55	0.42
SCMD4D10C-330	33	100KHZ	1.75	0.45	0.36
SCMD4D10C-470	47	100KHZ	2.80	0.40	0.30

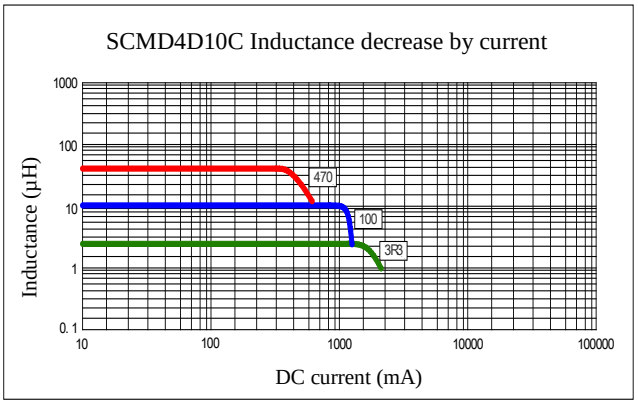

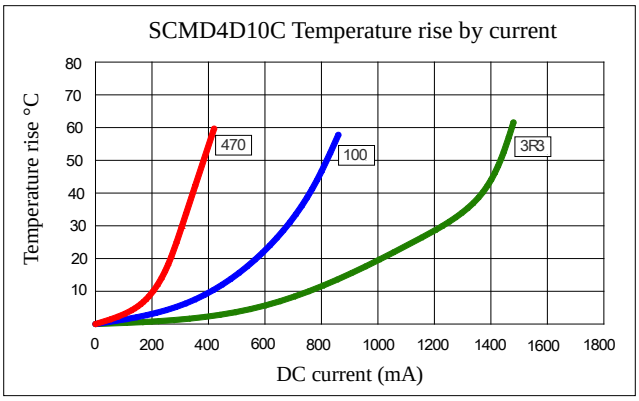

(1). Inductance tolerance±20% tested at 0.25V, 0ADC and 25℃.
(2). DCR measured at 25℃.
(3). The DC current at which the inductance decreases by 10% from its initial value.
(4). The DC current that results in a 40℃ temperature rise from 25℃ ambient.

Click here for QUANTITY PER REEL & PACKING INFORMATION

Custom versions available upon request.

©2011 Signal Transformer –Specification subject to change without notice. 07.11

Signal Transformer
www.signaltransformer.com
500 Bayview Avenue, Inwood, NY 11096
Toll Free 866-239-5777 • Tel 516-239-5777 • Fax 516-239-7208
Sales@signaltransformer.com • techhelp@signaltransformer.com